




# Fire safety in the home

Information for homeowners



Working together to keep you and your home safe



# HOW TO PREVENT COMMON FIRES



Fire safety is important; fires can cause a lot of damage and, at worst, cost lives. Although fires aren't common, it's important we work together to prevent them and that you know what to do if a fire does start. This leaflet contains some basic information on how to prevent some common types of fire. You can also find more information on our website by visiting: [orbit.org.uk/home-safety](https://orbit.org.uk/home-safety).

# In the kitchen

## How to cook safely

Avoid leaving children in the kitchen alone when cooking on the hob. Keep matches and sauce pan handles out of their reach to keep them safe.

- Take extra care if you need to leave the kitchen whilst cooking, take pans off the heat or turn them down to avoid risk.
- Make sure saucepan handles don't stick out – so they don't get knocked off the stove.
- Take care if you're wearing loose clothing – they can easily catch fire.
- Keep tea towels and cloths away from the cooker and hob.


- Spark devices are safer than matches or lighters to light gas cookers, because they don't have a naked flame.
- Double check the cooker is off when you've finished cooking.

## Take care with electrics

- Keep electrics (leads and appliances) away from water.
- Check toasters are clean and placed away from curtains and kitchen rolls.
- Keep the oven, hob and grill clean and in good working order. A build up of fat and grease can ignite a fire.

Don't put anything metal in the microwave

## Top tip



## Deep fat frying

- Take care when cooking with hot oil – it sets alight easily.
- Make sure food is dry before putting it in hot oil so it doesn't splash.
- If the oil starts to smoke – it's too hot. Turn off the heat and leave it to cool.
- Use a thermostat controlled electric deep fat fryer. They can't overheat.

## What to do if a pan catches fire

- Don't take any risks. Turn off the heat if it's safe to do so. Never throw water over it.
- Don't tackle the fire yourself. Call 999.



# Electrics

## How to avoid electrical fires

- Always check that you use the right fuse to prevent overheating.
- Make sure an electrical appliance has a British or European safety mark when you buy it.
- Certain appliances, such as washing machines, should have a single plug to themselves, as they are high powered.
- Try and keep to one plug per socket.

An extension lead or adaptor will have a limit to how many amps it can take, so be careful not to overload them to reduce the risk of a fire.

Appliances use different amounts of power – a television may use a 3amp plug and a vacuum cleaner a 5amp plug for example.

## Top tip

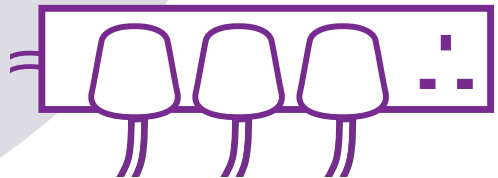


Don't overload

## Know the limit!

$$5 + 5 + 3 = 13$$

AMP    AMP    AMP    AMP



Keep electrical appliances clean and in good working order to prevent them triggering a fire.

- Keep your eyes peeled for signs of dangerous or loose wiring such as scorch marks, hot plugs and sockets, fuses that blow or circuit-breakers that trip for no obvious reason, or flickering lights.
- Check and replace any old cables and leads, especially if they are hidden from view – behind furniture or under carpets and mats.
- Unplugging appliances helps reduce the risk of fire.
- Unplug appliances when you're not using them or when you go to bed.





## Furniture

- Always ensure that your furniture has the fire-resistant permanent label.

## Using an electric blanket

- Store electric blankets flat, rolled up or loosely folded to prevent damaging the internal wiring.
- Unplug blankets before you get into bed, unless it has a thermostat control for safe all-night use.
- Try not to buy second hand blankets and check regularly for wear and tear.

## Portable heaters

- Try to secure heaters up against a wall to stop them falling over.
- Keep them clear from curtains and furniture and never use them for drying clothes.



# Cigarettes

Stub cigarettes out properly and dispose of them carefully.  
**Put them out.**  
**Right out!**

- Never smoke in bed.
- Use a proper ashtray – never a wastepaper basket.
- Make sure your ashtray can't tip over and is made of a material that won't burn.
- Don't leave a lit cigarette, cigar or pipe lying around. They can easily fall over and start a fire.
- Take extra care if you smoke when you're tired, taking prescription drugs, or if you've been drinking. You might fall asleep and set your bed or sofa on fire.
- Keep matches and lighters out of children's reach.
- Consider buying child resistant lighters and match boxes.

Matchboxes now carry this warning label



## Top Tip



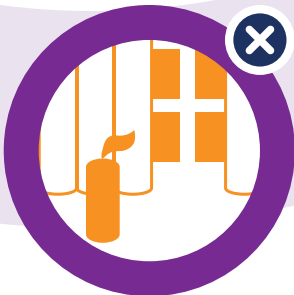
Put them out! Right out!

# Candles

Make sure candles are secured in a proper holder and away from materials that may catch fire – like curtains.

- Put candles out when you leave the room, and make sure they're put out completely at night.
- Use a snuffer or a spoon to put out candles. It's safer than blowing them out when sparks can fly.
- Children shouldn't be left alone with lit candles.
- Keep pets away from lit candles.

## Top tip



Be careful with candles

# What to do if your clothes catch fire

- Don't run around, you'll make the flames worse.
- Lie down and roll around. It makes it harder for the fire to spread.
- Smother the flames with a heavy material, like a coat or blanket.
- Remember, Stop, Drop and Roll!


**Stop**



**Drop**



**Roll!**



# Make a bedtime check

You are more at risk from a fire when asleep. So it's a good idea to check your home before you go to bed.



# Check list

- Close inside doors at night to stop a fire from spreading.
- Turn off and unplug electrical appliances unless they are designed to be left on – like your freezer.
- Check your cooker is turned off.
- Don't leave the washing machine or tumble dryer on.
- Turn heaters off and put up fireguards.
- Put candles and cigarettes out properly.
- Make sure exits are kept clear.
- Keep door and window keys where everyone can find them.
- Don't lock yourself in at night.

## Top tip



Close inside doors at night!



# What to do if your escape is blocked

- If you can't get out, get everyone into one room, ideally with a window and a phone.
- Put bedding around the bottom of the door to block out the smoke, then open the window and call "HELP FIRE".
- If you're on the ground or first floor, you may be able to escape through a window.
- Use bedding to cushion your fall and lower yourself down carefully. Don't jump.

If you can't open the window break the glass in the bottom corner.

Make jagged edges safe with a towel or blanket.

## Top tip







## Get in touch:

You can visit our website:

**[orbitcustomerhub.org.uk](https://orbitcustomerhub.org.uk)**

For more information,  
please contact us at:

**[orbitcustomerhub.org.uk/  
contact-us](https://orbitcustomerhub.org.uk/contact-us)**

Or to talk to us, please call:

**0800 678 1221**

Textphone:

**18001 0800 678 1221**

Take a look on social media:

**f /OrbitHelp**

**@OrbitGroupUK**

Our postal address:

**Orbit,  
PO Box 6406,  
Coventry,  
CV3 9NB**

If you need information in a different  
format please contact us on

**0800 678 1221**

Orbit Group Ltd and Orbit Housing Association Ltd are registered societies under the Co-operative and Community Benefit Societies Act 2014 and are exempt charities registered with the Regulator of Social Housing.